



District Report Card: 2017


State: Delhi	District: North West Delhi
Class: 3	Subject: Language
Schools: 58	Students: 1178


Participation/Coverage


Students

<div>GENDER</div> <div></div>	Boys				Girls			
	Number		%		Number		%	
	591		50.17		587		49.83	

<div>AREA</div> <div></div>	Rural				Urban			
	Number		%		Number		%	
	318		26.99		860		73.01	

<div>CATEGORY</div> <div></div>	SC		ST		OBC		GEN	
	Number	%	Number	%	Number	%	Number	%
	164	13.92	4	0.34	61	5.18	949	80.56

<div>CWSN</div> <div></div>	LD	VI	HI	S&LD	ID	Oth
	1	2	0	2	1	21

<div>Management</div> <div></div>	Government			Government-aided		
	Number		%	Number		%
	1178		100.00	0		0.00

Average Performance of Students in Language (%)

Overall	Gender		Area		Management		Social Group			
	Male	Female	Rural	Urban	Govt.	Aided	SC	ST	OBC	GEN
57.20	57.53	56.87	58.47	56.73	57.20	0.00	60.08	58.33	61.09	56.45

Performance on Learning Outcomes (LOs)

Learning Outcomes	Description	Average Performance(%)
L304	Reads small texts with comprehension i.e., identifies main ideas, details, sequence and draws conclusions	59.14
L312	Reads printed scripts on the classroom walls: poems, posters, charts etc.	53.31

Range of Performance of Students who Answered Correctly							
Below 30%		30% - 50%		50% - 75%		Above 75%	
Number	%	Number	%	Number	%	Number	%
200	16.98	293	24.87	351	29.80	334	28.35

Lowest Performing Learning Outcomes (LOs)

1 - Reads printed scripts on the classroom walls: poems, posters, charts etc. (53.31)

2 - Reads small texts with comprehension i.e., identifies main ideas, details, sequence and draws conclusions (59.14)